



PAJARITO THUNDERBIRD CLUB of NEW MEXICO Chapter 17 of the CTCI **October 2023 Newsletter** Volume 23 Number 10



Recent Events

Casa San Ysidro Tour and Luncheon

Several Pajarito Club members, including; seven Baby Birds, one Square Bird, and one Hot Rod enjoyed a beautiful late-summer Saturday afternoon visit to the village of Corrales, NM. We started with brunch at Wagner's Market Cafe then caravanned over to the old San Ysidro Church and then toured the historic Casa San Ysidro Museum. The Gutierrez-Minge plazuela-style rancho house embodies the collective creativity of generations of artists and craftspeople in its furnishings and architectural features, exemplifying an interesting tension between traditional and change that New Mexicans have lived with for centuries. Thanks to Sam C de Baca and Craig Sowers for their advance planning. Ray



Recent Events Page 1-7

Club Officers Page 7

President Letter Page 8

Membership Application Page 9

Upcoming Events Page 10 – 11

Technical Support Page 12 - 17

Sales and Needs Page 18

Insights Page 18 - 24

Recent Events

Casa San Ysidro Tour and Luncheon (continued)




Recent Events


Casa San Ysidro Tour and Luncheon (continued)



Gary Burns with Museum Docent



San C de Baca with Craig and Laura Sowers



Laura Murray



Art Johnson assigned clean up?



Lyle Reece



Pajarito member late on his dues...



Pat Murphy and Gary Burns



Laura and Fred II Lachenmeyer



Mary Ann Potter

Recent Events

Casa San Ysidro Tour and Luncheon (continued)



Laura Sowers, Sherry Jobe, and Ed Sauer



Ray and Trae Wood



Art Johnson and Fred Lachenmeyer



Recent Events

CTCI Event in Michigan

Over 200 Ford Thunderbirds gathered at FOMOCO Headquarters in Dearborn, Michigan recently for the International Thunderbird Club (ITC) Thunderbird Reunion. All Thunderbird model years were represented from 1955 thru 2015. CTCI president, Brian Carron drove his 1970 Four Door Thunderbird (similar to the photo below) from Texas to attend this event. Here is a link to more photos; <https://l.facebook.com/l.php?>



State Fair Thunderbird Win

Congratulations to Margie Delgado and her beautiful Buckskin Tan '56 Thunderbird on winning Best In Class award at this year's New Mexico State Fair. Some may recognize this T-Bird which was previously owned by longtime PC member, Bill Verant.



Recent Events

Labor Day at Power Ford

The Pajarito Thunderbird Club was well represented at the annual Power Ford Labor Day Car Show with 9 Baby Birds, 1 Square Bird, 1 Bullet Bird, 1 Style Bird, 1 Mustang Indy Pace Car, 1 Big Blue Muscle Car, and 1 Custom Hot Rod. Thanks to our friends at Power Ford for great show and their continued support.



Reba Burns



Bill Verant



Thanks to Ray Wood and Gary Burns for pix

Recent Events

Labor Day at Power Ford (continued)



Pajarito Club Officers:




President – Trae Wood
CTCI 35313 Tel: 505-270-7240
Trae_Wood@genpt.com



Vice President - Dennis Potter
CTCI 36768 Tel: 505-250-9012
dapnmap@comcast.net



Treasurer and Trustee – Ray Wood
CTCI 652 Tel: 505-0259-7283
vrwood@comcast.net



Newsletter – Lloyd Powell
CTCI 37583 Tel: 505-280-3114
Lloydpo@aol.com



Director and CTCI Rep – Craig Sowers
CTCI 33929 Tel: 505-220-6194
craig@kitchensbycraig.com



Director – Ed Sauer
CTCI 17536 Tel: 505-250-2606
edstbird@gmail.com



NMCCA Representative – Phil Lovato
CTCI Tel: 505-345-5865
fordman56@centurylink.net

Calling Committee:



Calling Committee A thru D – Dennis Potter
Tel: 505-259-9012
dapnmap@comcast.net



Calling Committee E thru K – Linda Wood
505-250-2965
blubird2@gmail.com



Calling Committee L thru R – Sherry Jobe
Tel: 505-250-1601
claunchtwin@aol.com



Calling Committee S thru Z – Gary Burns
Tel: 505-903-2840
gjburns625@gmail.com

Pres Says:



October 2023

In September we had a great club event with Lunch at the Wagner Farms Café and a tour of Casa San Ysidro Museum in Corrales. I want to thank Craig Sower and Sam C de Baca for setting everything up and hosting our group.

For October Yvonne and I would like to invite you to our house for a luncheon on Saturday October 21st at 1pm, please drive your Thunderbird, if possible, we are looking forward to seeing all of you.

2304 Dietz Place NW

Albuquerque NM 87107

We are also making plans for our annual Christmas party, this year it will a luncheon instead of a dinner and it will be at the Prairie Star Restaurant in Bernalillo. More details to come soon.

TRAE WOOD

Upcoming events:

Every Thursday: Breakfast at Hello Deli 7:30am

Cars and Coffee: October 14th 8:00am Grace Church

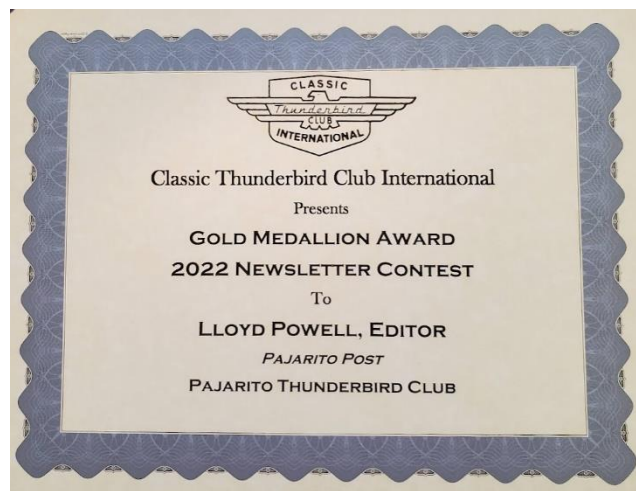
Officers Meeting – TBD

Stay safe – see you soon!!

Pajarito Membership is still open!

Fill in the next form and send with \$25.00 to
Pajarito Mail PO Box 93026 Abq, NM 87199

Just Thankful...



Pajarito Thunderbird Club of New Mexico Membership Information

Last Name: _____ CTCI Member #: _____

First Name: _____ Spouse/SO First Name: _____

Address: _____ Apt. No.: _____

City: _____ State: _____ Zip: _____

Home Phone No.: (____) _____ Cell Phone No.: (____) _____

Email Address/es: _____

Current Thunderbird/s Owned: 1955 ____ 1956 ____ 1957 ____ Newer: _____

Optional Information:

Current Thunderbird/s Running: 1955 ____ 1956 ____ 1957 ____ Newer: _____

Other Collector Cars Currently Owned: _____

Interested in Holding Pajarito Club Office? _____

Interested in Hosting or Coordinating a Club Activity? _____

Any Suggestions for Club Activities? _____

The Pajarito Thunderbird Club of New Mexico, Chapter 17, of the Classic Thunderbird Club International (CTCI) is dedicated to the preservation and enjoyment of the "Classic Ford Thunderbird". We recommend joint membership in CTCI for liability insurance coverage. Anyone interested in Ford Thunderbirds is welcome to join and ownership is not a requirement!

Annual membership dues are \$25.00. Pajarito Thunderbird Club members receive monthly newsletters, sent to the Email address you entered above, with updates on club activities, Tech Tips, Thunderbird related articles and Classic Automotive related information. Call Ray Wood at (505) 259-7283 with any Pajarito Thunderbird Club related questions.

Please make a copy of this completed form with the requested information, enclose your check or cash and mail to:

Pajarito Thunderbird Club, PO Box 93026, Albuquerque, NM 87199

Official Use Only: Date Received: _____ Cash _____ Check # _____ Amount \$ _____

Updated Links for the Pajarito Club

2023 Pajarito Club Activities:

<https://photos.app.goo.gl/PioZ8vvXRLuDefK96>

2022 CTCI Convention:

<https://photos.app.goo.gl/pqwsdaLqeQaJzBuB9>

T-Bird Celebs:

<https://goo.gl/photos/uUhCFTwHBBBoobphD9>

Vanity Plates:

<https://photos.app.goo.gl/TjrbiZAYEEMc4Kqs7>

T-Bird Trivia:

<https://goo.gl/photos/Ge4ycZSFsFfp8ZuW7>

2023 Pajarito Club Calendar

October	Trae Wood Lloyd Powell	Trae and Yvonne BBQ at their home Care-Net at Legacy East on Wyoming	Oct 21 Oct 27
November	Open	Open	TBD
December	Ray Wood	Christmas Party Luncheon at Prairie Star	Dec 17

Pajarito Club BBQ

Date: Saturday October 21

Time: Noon to 3 PM

Host: Trae and Yvonne Wood

Location: 2304 Dietz Place NW Albuquerque

Cost: Free



Care-Net Laugh for Life Dinner Event

Date: Friday October 27 Time: 4:30 to 7 PM

Host: Care-Net Pregnancy Centers

Location: Legacy Church 4701 Wyoming Blvd NE

We have volunteered our Thunderbirds at the opening of this fundraising dinner as an encouragement. Care-Net is a regional group that helps young pregnant couples care for their new-borns, especially unplanned pregnancies. Care-Net provides no cost ultrasound baby pictures of the unborn, parenting classes, clothing, diapers, and other support. They have six centers in ABQ..



Coming Events

Pajarito Christmas Party

Ray Wood has just confirmed the Christmas Party Luncheon will be at the Prairie Star Restaurant at the Santa Ana Pueblo. It will feature a huge Holiday Buffet, Sunday, December 17th, 2023 from 12:00 pm to 3:00 pm. We will provide cost and specific menu details soon.



Florida Thunderbird Club Exaltations of Pajarito Club:



GREAT LINE-UP OF CLASSIC THUNDERBIRDS COURTESY OF THE
PAJARITO THUNDERBIRD CLUB
OF NEW MEXICO CELEBRATING THEIR 50TH ANNIVERSARY



** An approximate reproduction of their portrayal in a recent newsletter*

CORROSION CONTROL

By Bob DePaola

Corrosion is the one most challenging events that occurs to a vehicle. A vehicle is made of several dissimilar metals and plastics. These metals if not properly treated will in time react to each other in ways we do not want. In fact when they react negatively towards each other the outcome can in some cases be catastrophic. Corrosion is caused through chemical interactions between metal and gases in the surrounding environment. By removing the metal from, or changing the type of environment, metal deterioration can be immediately reduced. Have you seen the white crusty build-up around your sink faucet?

That is corrosion and if left unchecked will actually eat away at the metals of the faucet. In the same respect it is now working on your car.

1. **Distributor Caps:** The contacts on the inside the terminals and on the outside are made of aluminum. The spark plug wire contacts are made of brass, as is the rotor in the distributor. This association and electrical interaction of dissimilar metals results in deposits on the terminals, inside and outside the cap. Also, carbon black used in the cap coloring can be conductive and cause shorting or “carbon tracking.” To prevent this type of corrosion using a cap made of alkaloid and using brass terminals. In most cast prevent corrosion
2. **Electrical Contacts:** Many electrical contacts corrode over time from moisture, gases and dirt build-up or mating of dissimilar metals. If your car has an electrical connection that is bad, or a connection that you think could be susceptible to corrosion due to its proximity to the weather read on. A good example is the lead contact at the bottom of a lightbulb which makes contact to a brass/bronze button in the socket. From time to time you have to take the bulb out just to clean the contact. Cleaning the contacts first by simply using very fine sandpaper will make it work again or by using a solution of water and baking soda will work well also. By putting a thin coat of Dielectric grease on the contacts with which acts as both a conductor of electricity and a shield against corrosion will stop the corrosion. Your car has hundreds of electrical connections. Each of these systems performs an important duty. Most of the electrical connections involved are well protected, but there are always a few of those for one reason or another seems to be susceptible to corrosion. Especially plugs that are used to connect the external lights.
3. **Cooling System:** Cooling systems consist of several materials. Brass copper, steel, aluminum and rubber are just a few and with the manufacture of parts in other countries it is now possible to have others materials introduced into your cooling system. Extensive damage can occur from the interaction of these materials. Always maintain at least a 30% solution of antifreeze in the system (For more information on Anti freeze and additives please see the article in the September, 2013 and the July, 2013 issues of the Thunderbird Circle, Birds-Eye-View for a more extensive study on both products.)

CORROSION CONTROL (continued)

4. Paint Protection: Never wax a vehicle's paint. Sure you think why not? Well the term wax is an oxymoron statement. You should start protecting the painted surface on your vehicle as soon as you buy it. Now we all know that the majority of us did not buy our classic cars new, but you may have just had it painted. If you start taking care of your car's paint job from day one, then your car will remain glossy and beautiful for many years to come. However, even if you may have neglected your car's finish at the very start, it is never too late to start taking action that may prevent further damage, oxidation or scratching of your vehicles paint. When buying wax for your vehicle, you may think that most car waxes sold at your local automotive store are the same. Nothing could be further from the truth. Instead of using a generic or automotive store branded, car wax, opt for better-known names such as 3M, DuPont, Meguires, Mother, Nu Finish or Zymol.

If possible, select a paint sealer protectant or wax that has Teflon added to the product. Teflon creates an invisible, but very durable, barrier between your car's paint job and dirt, grime or other contaminants that could possibly damage it. Avoid All in One cleaning solutions, these types of products usually offer very little in terms of protecting your car's paint job.

5. Windshields and Glass: Heavy rain cause visual distortion and problems with depth perception. There are many products on the market purporting to be the best way to clean glass. Every car person has their favorite brand or formula from ammonia-based glass cleaners to TSP or simply soap and water. What ever you choose to use remember to wash the windshield with soap and water first going in straight lines vertically or horizontally. Do not go in circular motions as this may scratch the surface. Once dry, clean the wind shield with your product. Do not use paper towels as they will scratch the surface. Use a microfiber towel designed specifically for glass cleaning (usually with a finer nap) instead. If using ammonia based cleaner do not get any on vinyl or rubber as it will deteriorate it over time. If the windshield is still dirty another product that will get all the dirt and grim off is a solution of water and Bon-Ami. Do not use Ajax or Comet as these have bleach in them and that will destroy your paint job.

6. Vinyl Interior Surfaces: Before you apply car vinyl cleaner, you'll want to be sure the surfaces are free of any dirt, grime, hair or other debris. Use a minimal amount of pressure to remove any debris, to much pressure may destroy the finish. Apply a car vinyl cleaner onto the surface is fairly straightforward when following the directions on the product container. Spray or spread the vinyl protectant of your choice, such as Armor All. Do not use commercially marketed vinyl protectants. As these products break down they generate hydrochloric gas in the vinyl, actually hastening deterioration of the vinyl.

7. Surface Rust on Steel: To remove rust from any steel surface can be as easy as brush on a solvent and wipe it off. Products like Rust transformer, Rust Killer, Eastwood Rust Converter, Rust Killer and many other brand names can be used. The solution converts the rust into iron tannate and effetely stops rust, so it can be painted.

DOOR STRIKER PLATE ADJUSTMENT

by Allan Hastings and Larry Parham

CTCI member Larry Parham from Tuscaloosa, Alabama, had a pretty neat trick for his Thunderbird by adding finger pockets in the arm rest so he can close the doors on his bird without pulling on the door handle. Larry says "Years ago I had a 76 F150 4x4 with this type of arm rest pull cup. Looking through a Dennis Carpenter catalog, I found them. They are available in 3 different colors".



Editor's Note: In the Dennis Carpenter catalog, these cups are listed as: Arm Rest Finger Cup – 1973-79 Ford Truck, 1978-79 Ford Bronco Part #: D3TZ-1024142-RD for Red Part #: D3TZ-1024142-BU for Blue Part #: D3TZ-1024142-A for Black \$11.95 Pair If you want to change to a different color, you can use the plastic dyeing process found in the Tech Tips from Thunderbirdland book in Section 3 .



Back side of armrest with homemade stiffener installed for finger pocket to screw into.



HOW TO FIX PAINT CHIPS

If you ignore chips and dings in your car's paint, they'll turn into a much bigger problem: Rust. Here's how to repair those irritating little imperfections before it's too late.

Remember that gravel truck travelling at 60 MPH that suddenly switched lanes in front of you and bounced a few marble-size rocks off your hood? Now you've got to fix those chips on your car's paint that could grow to quarter-sized rust spots in a few years. Invest \$10 in paint chip repair right away and you'll save yourself big money later on—not to mention the embarrassment of driving a premature clunker.

The fix we show here is for fresh paint chips on a car that haven't started to rust yet. If you see a rust spot, or have a dent along with your chip, you'll need to do a more challenging fix than we show here. Keep in mind that this repair will be visible under close scrutiny, but if you buy the right touch-up color, it'll be unnoticeable from a few feet away.

What you'll need to fix paint chips on a car

At an auto parts store, you'll find a display of auto touch-up paints. Look up your car's year, make and model in the booklet at the display. You'll find a list of factory colors that cars like yours were painted that year. If you have a white vehicle and there is only one white listed for it, just buy that one. If you don't know the color number for your car, you'll have to find it on your vehicle identification plate. This can be challenging. The plate may be located under the hood on the cowl, near the radiator shield or on the jamb of the driver's door. Some owner's manuals will tell you where to look, or a quick call to your dealer will help.

Once you find the number, buy a small bottle of touch-up paint. If you can't find the correct color at the display, check with the dealer. Dealers often carry colors for the cars they sell. Also, buy a small can of auto primer. Now just follow our photo sequence to fix that chip, and remember, don't do this repair in the direct sun or if the temperature is below 50 degrees F.

Tip: If you can only find spray paint with the right color number, you can use it by spraying a bit of paint into the cap and applying it with a fine artist's brush.

Paint Chips (continued)

Here's what you'll need to fix paint chips on a car:

- Auto body touch-up paint
- Denatured alcohol
- Polishing compound

STEP 1: CLEAN THE CAR PAINT CHIPS



This is a typical rock chip that you can fix with this procedure. In fact, even if the chip is about one-fourth the size of a dime, you can still repair it. Clean the chip with soap and water and then dry it with a soft cotton cloth. Rub a dab of automotive polishing compound over the chip to gently soften any ragged edges. Just a dozen swirls or so will do the job. Too much rubbing could damage the clear coat over the paint and make a cloudy mess.

STEP 2: CLEAN WITH ALCOHOL



Clean the finish with denatured alcohol. Don't flood it with alcohol—just a few wipes with a soft cloth will do. The alcohol will remove any wax or remaining grime.



Lauding the 1983 Thunderbird Choices

The early 1980s were beyond tumultuous for the automobile industry, especially in the increasingly competitive, reduced-emissions climate of the United States. At the same time, an emerging demographic began demanding increased performance with European-style driving dynamics, along with the understated design associated with European brands. This was the climate that gave the BMW 3 Series (E21), the Saab 900 Turbo, and turbocharged Volvos a foothold in the U.S. market. Thanks to the popularity and modularity of the Fox chassis, Ford had the opportunity to turn the sedate Thunderbird personal luxury coupe into a serious competitor for this genre. What it created was a reimagined icon that was staggeringly close in size and weight to the original 1955 roadster, with a revolutionary step in vehicle aerodynamics and computer-managed engine controls. Rarely do pieces of the puzzle fit together so effortlessly, but what's truly surprising isn't that Ford created the 1983 Thunderbird, but that it made the car a competitive package against the imports.

The slippery nose became even sleeker with composite headlights, those alloy wheels progressively grew in size, the dashboard got a much needed ergonomic boost, and the turbocharging became intercooled. Technology like antilock brakes, dual-mode dampers, and even a single-piece rear window moulding found their way into the Turbo Coupe before production ended in 1988. But rarely do we get to witness the heroic rise of an entire industry through the



changes of a single vehicle, and rarely is it this much of a joy to drive. This was all done in hopes of appealing to a new type of customer. The Turbo Coupe was a more pure early implementation; they weren't cynical trimmings lacking purpose. That's because the Turbo Coupe came with Ford's impressive fourth-generation, multi-port fuel-injection system (EEC-IV) controlling a 2.3-liter turbocharged fourcylinder mill. Added to that was a BorgWarner T-5 transmission, a limited-slip differential, and a performance suspension with standard 14-inch "Pepper Pot" aluminum wheels. Completing the Turbo Coupe's look was blackout trim, fog lights, bucket seats, and a tachometer. Reviews of the era were generally complimentary, with Road & Track claiming "the Turbo Coupe's handling and responsiveness are right up there with the best of its class."



Sales and Needs:

NEEDS


Need: ☐ Looking for complete In Dash Heater Control unit for '56 T-Bird. Contact: Marian Herbst 817-705-5925

HAVES

Have: Brand new Bra Kit for a Retro Bird to prevent travel road dings on the Front of the car. \$100.00 Contact: Marian Herbst Cell: 817-705-5925 Email: marian.herbst@yahoo.com

Have: BRAND NEW Front Disc Brake Conversion Kit from Master Power Brakes. Does NOT include dual master cylinder, Proportional valve or additional lines Original cost: \$1255.00 Asking \$1000.00 Contact Ron Kopriva 817-707-6927 ronstopable1@yahoo.com

Pajarito Insights



Pajarito Insights

BRITISH HUMOR IS DIFFERENT

These are classified ads, which were actually placed in U.K. newspapers.

FREE YORKSHIRE TERRIER.

8 years old,
Hateful little bastard.
Bites!

FREE PUPPIES

1/2 Cocker Spaniel, 1/2 sneaky neighbor's dog.

FREE PUPPIES.

Mother is a Kennel Club registered German Shepherd.
Father is a Super Dog, able to leap tall fences
in a single bound.

COWS, CALVES: NEVER BRED.

Also 1 gay bull for sale.

JOINING NUDIST COLONY!

Must sell washer and dryer £100.

WEDDING DRESS FOR SALE.

Worn once by mistake.
Call Stephanie.

And the WINNER is ...

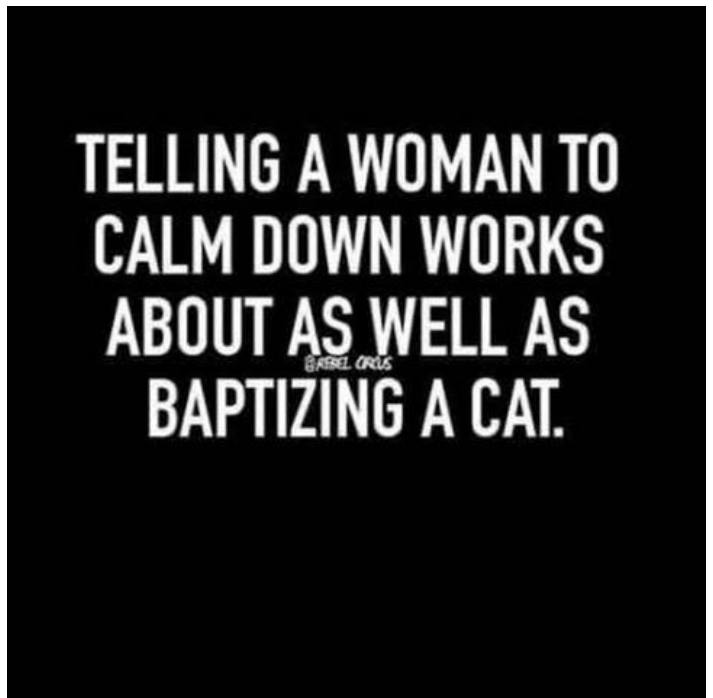
FOR SALE BY OWNER

Complete set of Encyclopedia Britannica, 45 volumes. Excellent condition,
£200 or best offer.

No longer needed, got married, wife knows everything.

Statement of the century

Thought from the greatest living Scottish thinker
-- Billy Connolly: "If women are so bloody
perfect at multitasking, how come they can't
have a headache and sex at the same time?"



My Shift Ends...

An elderly man was driving his Lamborghini at 100 mph when he suddenly saw police chasing him. So it begins to accelerate, 140, then 150, then 180. All of a sudden he slows down and thinks, "I'm too old for this." He stops and waits for the police to catch him.


The officer gets out of the car and when approaching the old man he says, "Sir, my shift ends in 10 minutes." Today is Friday and I'm leaving for this weekend vacation with my family. If he gives me a very good reason, but seriously very good, something I never heard before, I'll let it go. "

The old man looks at him, thinks a lot and says: "Years ago, my wife eloped with a police officer and when I saw you chasing me I thought you were going to bring her back".

"Have a nice day sir" - said the cop



The mid-50s motoring public needed gasoline for their colorful, stylish cars. At that time gas prices were as low as \$.15 per gallon in many places and uniformed attendants at gas stations pumped gas, cleaned the windshield and checked the oil while the tank was being filled. Many "service stations" as gas stations were called, offered auto repair services.



Pajarito Insights

Very funny..

A sign in a shoe repair store, "We will heel you,
We will save your sole,
We will even dye for you!"







At an Eye Clinic: "If you don't see what you're looking for, You've come to the right place.";

On a Plumber's truck : "We repair what your husband fixed";

In a Restaurant window : "Don't stand there and be hungry; come on in and get fed up."



In the front yard of a Funeral Home: "Drive carefully. We'll wait.";


Sign on the back of Septic Tank Truck :
"Caution - This Truck is full of Political
Promises"




Husband: "Why do you keep buying plants when you just end up killing them?"

Wife: "Just to remind you what I'm capable of. "





So let me get this straight. I go to To the grocery store and buy a lb. of sliced ham wrapped in plastic, a loaf of bread in a plastic bag, a gallon of milk in a plastic jug, a pack of napkins wrapped in plastic, a Greek salad in a plastic container, a plastic bottle of mustard and a plastic bottle of ketchup, and they won't give me a plastic bag to carry it home because the plastic bag is bad for the environment?



I married
my wife for her looks..
but not the ones
she's
giving me lately.

